



Memorial Sloan Kettering Cancer Center is pleased to welcome attendees back to New York City for the



16th Annual Dermoscopy Intermediate Course

OCTOBER 7-8, 2022 • NEW YORK, NY



Memorial Sloan Kettering
Cancer Center

Welcome

We are excited to welcome attendees back (in-person) to New York City for the highly anticipated Dermoscopy Intermediate Course.

Dermoscopy permits the observer to visualize skin structures located below the stratum corneum that are not visible to the unaided eye. The morphology visualized through dermoscopy has led to improve clinical diagnostic accuracy with increased sensitivity and specificity for the detection of cutaneous malignancies.



Ashfaq A. Marghoob, MD

Attending Physician
Director of Clinical Dermatology
Memorial Sloan Kettering Cancer Center
Hauppauge, New York



Michael A. Marchetti, MD

Assistant Attending Physician
Director, Melanoma Screening and Surveillance Program
Clinical Director, Dermatology Service
Memorial Sloan Kettering Cancer Center
New York, New York



Ralph P. Braun, MD

Consulting Staff
Department of Dermatology
University Hospital Zürich
Zürich, Switzerland



Harold S. Rabinovitz, MD

Skin & Cancer Associates
Plantation, Florida
Professor of Dermatology
Medical College of Georgia



Cristian Navarrete-Dechent, MD

Attending Physician
Melanoma and Skin Cancer Unit, Department of Dermatology
Pontificia Universidad Catolica de Chile
Santiago, Chile



TARGET AUDIENCE

The course is intended for Dermatologists, Family Physicians, General Internists, Nurse Practitioners and Physician Assistants.

EDUCATIONAL WORKSHOP ROOM

Equipment will be available for hands-on practice and demonstrations for attendees during the course.

COURSE LOCATION

We invite attendees to join us **in-person** at Zuckerman Research Center in New York City for this conference.




Zuckerman Research Center
417 East 68th Street
New York, NY 10065

All in-person attendees must be **fully vaccinated against COVID-19** at least two (2) weeks prior to this event and upload a copy of their COVID-19 vaccination card during registration.

We recognize that the COVID-19 situation is fluid. We will continue to monitor key indicators and adjust our policies as needed to ensure the safety of our community. Please visit the course website for additional details, including our current Health and Safety protocols:

mskcc.org/dermoscopycourse





Day 1 • Friday, October 7, 2022


7:00 AM	Registration and Breakfast	
8:00 AM	Introduction and Welcome Ashfaq A. Marghoob, MD	
8:30 AM	Principles of Dermoscopy Michael A. Marchetti, MD	
9:00 AM	Dermoscopy Histopathology Correlations Ralph P. Braun, MD	
10:00 AM	Break	WORKSHOP ROOM 
10:30 AM	PRE-TEST Ashfaq A. Marghoob, MD	
11:00 AM	SK/Lentigo, DF, Angioma, CCA, Seb Hyp Michael A. Marchetti, MD	
11:30 AM	Lunch Break	WORKSHOP ROOM 
12:30 PM	Nevus Patterns in Context Ashfaq A. Marghoob, MD	
1:00 PM	Structures Associated with Melanoma Michael A. Marchetti, MD	
1:45 PM	Break	WORKSHOP ROOM 
2:15 PM	AK, SCC, LPLK Harold S. Rabinovitz, MD	
3:00 PM	BCC Cristian Navarrete-Dechent, MD	
3:30 PM	Cases That Taught Me Lessons Harold S. Rabinovitz, MD	
4:00 PM - 5:00 PM	Q&A Session/ Adjourn	

EDUCATIONAL WORKSHOP ROOM AVAILABLE

Equipment will be available for hands-on practice and demonstrations during lunch and breaks.

Day 2 • Saturday, October 8, 2022

7:00 AM	Breakfast	WORKSHOP ROOM 
8:00 AM	Approach to Evaluating Facial Lesions Harold S. Rabinovitz, MD	
8:30 AM	Approach to Evaluating Mucosal Lesions Michael A. Marchetti, MD	
9:00 AM	Approach to Evaluating Volar Lesions Ralph P. Braun, MD	
9:30 AM	Break	WORKSHOP ROOM 
10:00 AM	Other Tumors (PG, Poroma, Merkel, JXG, Adnexal Tumors, etc.) Cristian Navarrete-Dechent, MD	
10:30 AM	Approach to Evaluating Nail Unit Lesions Ralph P. Braun, MD	
11:00 AM	Infection and Infestations Cristian Navarrete-Dechent, MD	
11:30 AM	Q&A Session	
12:00 PM	Lunch	WORKSHOP ROOM 
1:00 PM	AI in Dermoscopy, TBP and Follow-up: Today and In the Future Michael A. Marchetti, MD	
1:45 PM	Tricoscopy Cristian Navarrete-Dechent, MD	
2:15 PM	Cases That Taught Me Lessons Harold S. Rabinovitz, MD	
2:30 PM	Break	WORKSHOP ROOM 
3:00 PM	POST-TEST: CASE BASED LEARNING Ashfaq A. Marghoob, MD	
4:45 PM	Closing Remarks Ashfaq A. Marghoob, MD	
5:00 PM	Adjourn	

EDUCATIONAL WORKSHOP ROOM AVAILABLE 
Equipment will be available for hands-on practice and demonstrations during lunch and breaks.

Join the conversation with
@MSKCME using the hashtag
#MSKdermoscopyCME



Learning Objectives

By attending this course, learners will be able to:

- Outline a logical and easy to follow framework for the dermoscopic evaluation of cutaneous lesions.
- Identify the features of both melanocytic and non-melanocytic lesions.
- Describe a management approach, based on dermoscopic findings, to correctly identify lesions requiring biopsy.

Accreditation



Memorial Sloan Kettering Cancer Center is accredited by the Accreditation Council for Continuing Medical Education to provide continuing medical education for physicians.

AMA Credit Designation Statement

Memorial Sloan Kettering Cancer Center designates this live activity for a maximum of **14.00 AMA PRA Category 1 Credits™**. Physicians should claim only the credit commensurate with the extent of their participation in the activity.

Mitigation of Relevant Financial Relationships

Memorial Sloan Kettering Cancer Center adheres to the ACCME's Standards for Integrity and Independence in Accredited Continuing Education. Any individuals in a position to control the content of a CE activity, including faculty, planners, reviewers, or others are required to disclose all relevant financial relationships with ineligible companies (commercial interests). All relevant financial relationships have been mitigated prior to the commencement of the activity.

For details and registration, visit:

mskcc.org/dermoscopycourse

Registration Fees (IN-PERSON ONLY)	Early*	General
Physicians (MDs, PhDs, and DOs)	\$850	\$900
Advanced Practice Providers	\$600	\$700
Residents, Fellows, Nurses, and Other Healthcare Providers	\$525	\$575
Industry Professionals**	n/a	\$1,475

***Early registration expires July 31, 2022.**

****Industry professionals may attend MSK CME activities for their own education.** Marketing, sales, and promotion of products and services is strictly prohibited at MSK CME activities.

MSK CME Discounts/Promotions

- A registration discount is available for **MSK Alumni** and **MSK Cancer Alliance** to attend a MSK CME course. If you are a member of one of these groups, contact cme@mskcc.org for details.
- Registration is complimentary for all **MSK employees**; however, you must complete registration in order to attend this course.

Please note that after your payment has been processed, no further promotional discounts or adjustments will be made to your registration.

Special Military Discount

Contact cme@mskcc.org using your Military email address for more information.

Resident/Fellow Group Rates Available

Group rates only apply to groups of 5 or more Residents/Fellows and cannot be used individually.
Email cme@mskcc.org for more information.

Visit the course website for more information including the cancellation policy: **mskcc.org/dermoscopycourse**



**Memorial Sloan Kettering
Cancer Center**



Memorial Sloan Kettering
Cancer Center

mskcc.org/dermoscopycourse